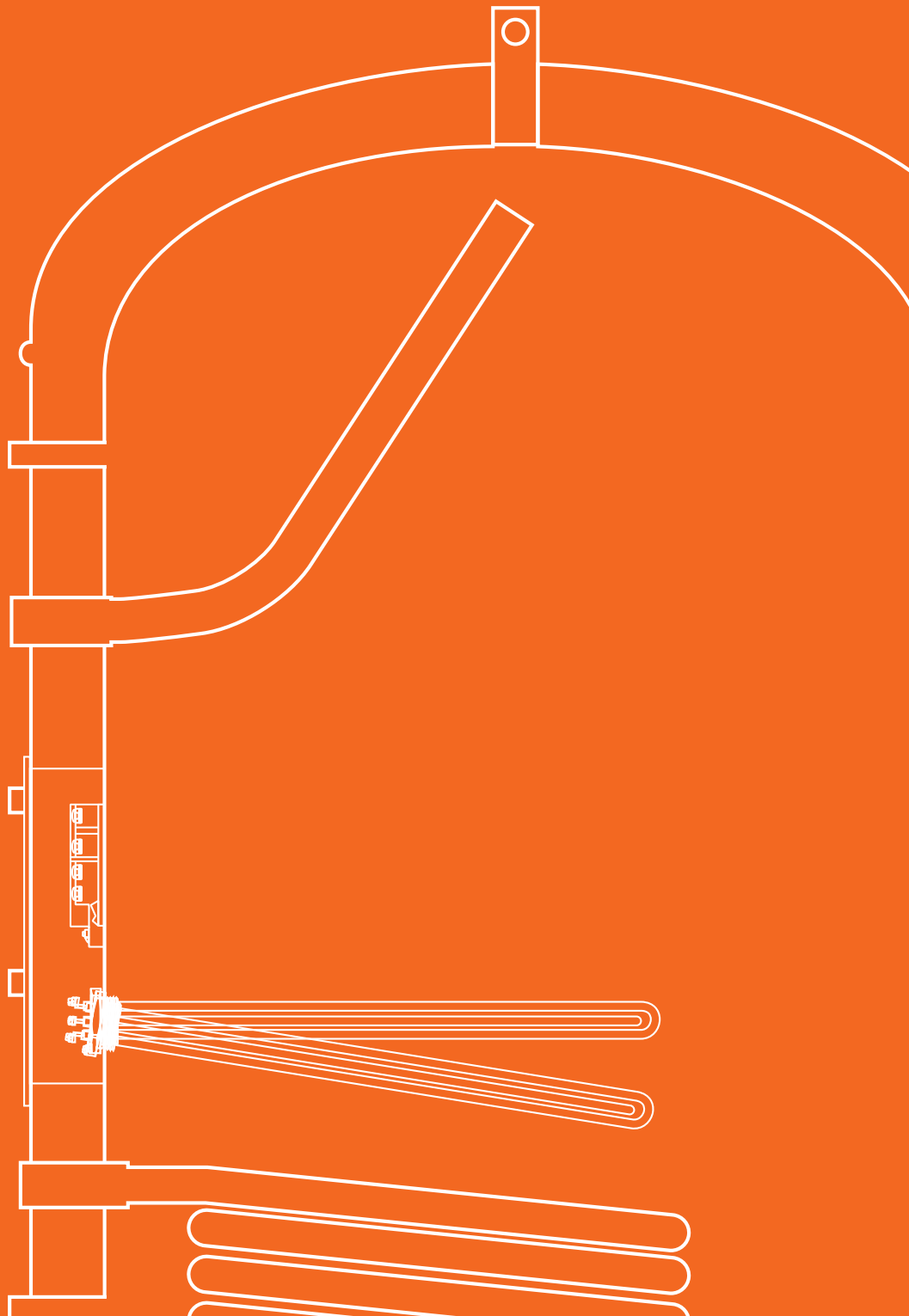


OSO

2024

Maxi Marine stainless steel water heaters




KEY ADVANTAGES



WORLD LEADING QUALITY

Our stainless steel water heaters are in a class of its own when it comes to lifetime economy. Made in Scandinavia by the family business OSO Hotwater since 1932.




MORE HOT WATER

Substantially higher temperature (70°C+), highly efficient mixing valve (no scolding), minimal heat loss and optimal design features gives up to 20% more hot water and class leading capacity.




PRO INSULATION

OSO Hotwater ensures high energy efficiency by the use of glass wool ISOFLEX insulation, alternatively with vacuum panels or cellular rubber as optional insulation.



STRONGER

Manufactured from stainless steel with superior quality and life expectancy.



BUILT TO LAST

INCOTEC™ el. immersion heaters with ultra high-grade IHM compliant, DZR brass, zinc-free soldering and carefully calculated surface loads results in maximum durability in hard water.



LIGHTER

High tensile strength, stainless steel equals lower weight and efficient use of resources. OSO products are more than 40 % lighter than enameled products.



ENVIRONMENTALLY FRIENDLY

Huge resource savings and minimal environmental impact due to selective choice of materials and energy efficient manufacturing.



CERTIFIED AND DEDICATED

ISO 9001 / 14001 / 45001 / 3834-2 certified for increased quality and security.

All information in catalogue is subject to change without notice.

CONTENTS

| | | | |
|---------------------------------------------------------------------------------------|------------------|----------------------------------------|----|
|  | MARINE | MAXI MARINE - MM | 10 |
|  | MARINE EL | MAXI MARINE ELECTRIC - MME | 12 |
|  | MARINE COIL | MAXI MARINE COIL - MMC | 14 |
|  | MARINE COIL & EL | MAXI MARINE COIL ELECTRIC - MMCE | 16 |
|  | MARINE ACCU HEAT | MAXI MARINE ACCU HEAT - MMA HEAT | 18 |
|  | MARINE ACCU COOL | MAXI MARINE ACCU COOL - MMA COOL | 20 |
|  | ADD-ONS | ADDITIONAL EQUIPMENT, CONNECTIONS ETC. | 22 |

WHAT WE OFFER

Quality

For more than 50 years we've perfected the stainless steel water heater. The ideal combination of premium materials, automated manufacturing and intelligent solutions makes our products last longer.

Efficiency

We design for minimum heat loss and maximum energy efficiency, without compromise, making your heating system cost-efficient.

THE WATER HEATING COMPANY

SALES

Everything starts with the customer – our partner. We seek to understand your needs and expectations through the following order handling procedures:

Direct order:

Order from our standard products series.

- Diverse and relevant portfolio
- Compliance ensured
- Short lead-times

Customized order - Customized from our portfolio to your needs:

- Bespoke or retrofit
- Technical review
- Compliance ensured

Special orders:

Design project and engineering.

- Wide range of applications
- Compliance ensured.

ENGINEERING

As a preferred supplier to many of the best-known brands in the heating industry our team is well equipped to:

- Find the best solution to your needs.
- Ensure superior quality, high efficiency and long-life expectancy.
- Obtain the necessary compliance requirements and documentation.
 - Safety requirements
 - Design codes
 - Test requirements
 - Regulatory requirements


TESTING AND INSPECTION

All our products are tested according to the regulatory standards, with controls like:

- Visual inspections of welds
- Hydrostatic testing
- Electrical tests

In addition, our quality assurance team is prepared to meet any requirement to satisfy your compliance requirements:

- Functional tests
- 3rd. party witnessing
- FAT reports
- Quality reports
- Welding documentation
- NDT by Notified Body
 - VT
 - RT
 - PT
 - MP



SEE THE PRODUCTS →

THE MAXI MARINE SERIES

Maxi Marine Series from OSO Hotwater is manufactured from stainless steel with superior quality and life expectancy. Marine pressure vessels from OSO Hotwater is well-known for their reliability around the world, as it has been supplied to the marine industry for decades.

The Maxi Marine series is comprised of:

- Accumulators for heating and cooling
- Direct electric water heaters
- Indirect calorifiers.

The portfolio includes pressure vessels from 120 to 15000 l., made from stainless steel, with a design pressure at 10 bar and temperature range between -20 to +90°C. Maxi Marine units is the perfect fit for whatever fresh water application is required for shipping, offshore, cruise ships, yachts or other marine applications.

Customer specified down to the last detail, the Maxi Marine series has a market leading ability to be customized to your needs in terms of nozzle configuration, electrical specifications, volume and footprint.

Supplying the world's shipping, cruise and off-shore fleet with marine pressure vessels for decades provides OSO Hotwater with unique experience and know-how. Reference projects include Norwegian oil & gas platforms Troll, Oseberg, Valhall, Balder and many others, as well as the most renowned cruise ships on the seven seas.

All products and add-ons are in compliance with IHM (Inventory of Hazardous Materials) as regulated by EU SRR and Hong Kong International Convention for the Safe and Environmentally Sound Recycling of Ships, 2009 SR/CONF/45 (HKC)

OSO Hotwater holds the following certificates to ensure your product is designed and manufactured with supreme quality, by sustainable means:

- ISO 9001
- ISO 3834-2
- ISO 14001
- ISO 45001

| Product name | Code | Application |
|---------------------------|----------|------------------------------------------------------|
| Maxi Marine | MM | Consumable hot water accumulation |
| Maxi Marine Electric | MME | Direct electric water heater |
| Maxi Marine Coil | MMC | Indirect calorifier |
| Maxi Marine Coil Electric | MMCE | Direct electric water heater with HEX coil |
| Maxi Marine Accu Heat | MMA Heat | Accumulator for closed circuits, flanged connections |
| Maxi Marine Accu Cool | MMA Cool | Accumulator for closed circuits, flanged connections |

| Size | Tank Diameter mm (1) | Total height mm (2) | Footprint mm (3) | Lift height mm (4) | Nominal volume L | Product weight Kg. |
|---------|----------------------|---------------------|------------------|--------------------|------------------|-----------------------------------|
| 120L | Ø580* | 795 | Ø580 | 980 | 112 | 38 |
| 200L | Ø580* | 1 247 | Ø580 | 1340 | 195 | 52 |
| 300L | Ø580* | 1 697 | Ø580 | 1755 | 281 | 68 |
| 400L | Ø580* | 2 187 | Ø580 | 2225 | 375 | 84 |
| 600L | Ø780* | 1 916 | Ø730 | 1960 | 533 | 114 |
| 1 000L | Ø980* | 2 083 | Ø880 | 2165 | 891 | 185 |
| 1 500L | Ø1300* | 2 106 | Ø1180 | - | 1 526 | Subject to customer specification |
| 2 000L | Ø1300* | 2 556 | Ø1180 | - | 1 945 | Subject to customer specification |
| 3 000L | Ø1500* | 2 809 | Ø1380 | - | 3 007 | Subject to customer specification |
| 5 000L | Ø1700* | 3 350 | Ø1580 | - | 4 805 | Subject to customer specification |
| 10 000L | Ø2000* | 4 595 | Ø1880 | - | 9 812 | Subject to customer specification |
| 15 000L | Ø2000* | 6 645 | Ø1880 | - | 14 915 | Subject to customer specification |

*Nozzles may exceed the specified tank and footprint diameter.

Maxi Marine MM / MME

Maxi Marine - MM - is a stainless steel accumulator for consumable hot water.

Maxi Marine Electric - MME - is identical to MM, but is fitted with a direct electric heat source usable for backup or as the main heat source. Electric effect can be customer specified.

Maxi Marine MMC / MMCE

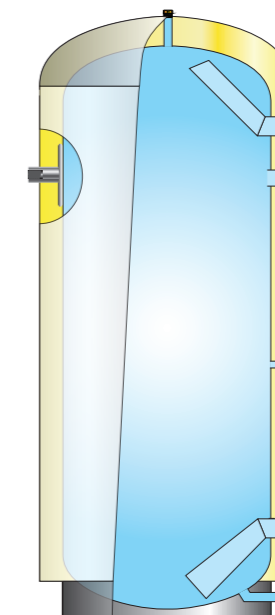
Maxi Marine Coil - MMC - is a stainless steel water heater with built-in stainless steel coil, for indirect heating from external heat source. Coil size can be customer specified.

Maxi Marine Coil Electric - MMCE - is identical to MMC but is fitted with an additional direct electric heat source which is usable for backup. Coil size and electric effect can be customer specified.

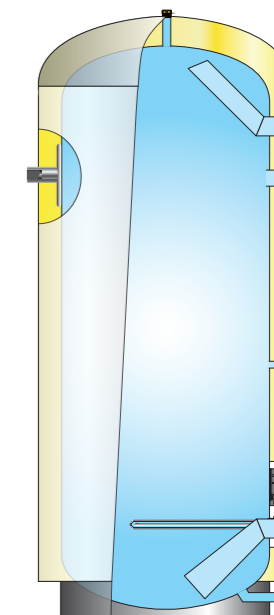
Maxi Marine MMA Cool / MMA Heat

Maxi Marine Accu Cool - MMA COOL - is a stainless steel accumulator for closed circuits, designed for cold water storage. Insulated with condensation-stopping cell rubber insulation. MMA has flanged connections as standard, but connections can be customer specified.

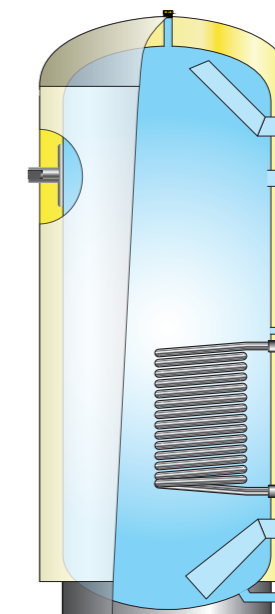
Maxi Marine Accu Heat - MMA HEAT - is a stainless steel accumulator for closed circuits, designed for hot water storage. MMA has flanged connections as standard, but connections can be customer specified.



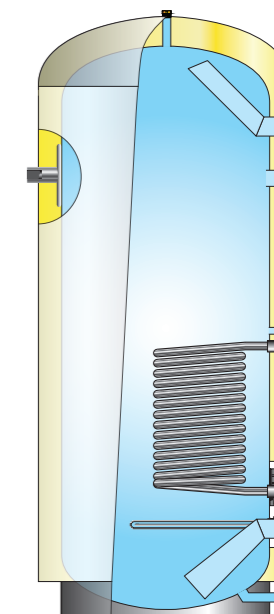
Maxi Marine MM



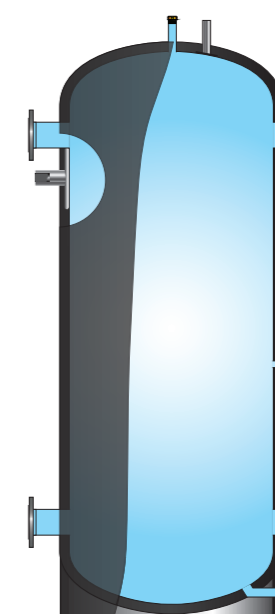
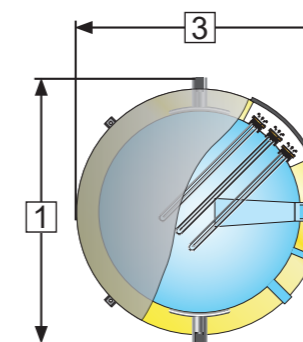
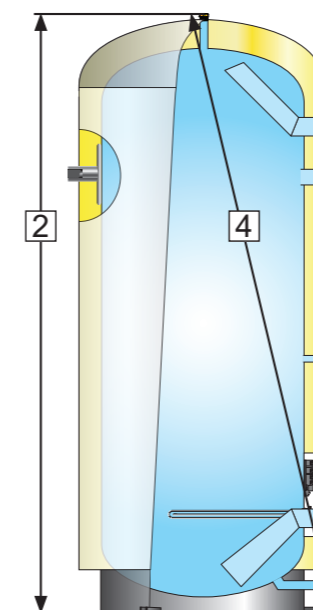
Maxi Marine MME



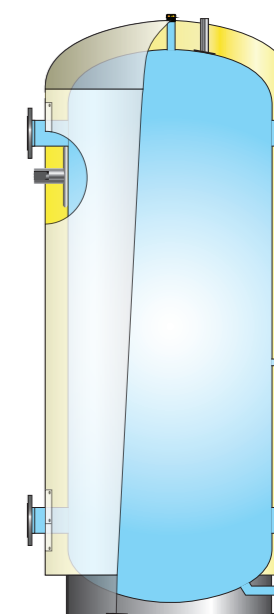
Maxi Marine MMC



Maxi Marine MMCE



Maxi Marine MMA COOL



Maxi Marine MMA HEAT

MAXI MARINE - MM

Stainless steel hot water accumulator for consumable water



Maxi Marine – MM is ideal for heat accumulation in marine installations, for instance in a combined system with other models in the Maxi Marine range (MME/MMCE/MMC), or directly from an external energy source. Maxi Marine has been optimized for the highly efficient TURBO MARINE SYSTEM with plate heat exchanger (optional capacity) and double sets of pumps for extra operational safety.

With the TURBO MARINE SYSTEM, cold water is pumped from the bottom of the unit through the plate heat exchanger and choke valve, and charges the accumulator tank from the top. When consumption is low, the plate heat exchanger can be used directly, and when consumption is high, additional capacity is provided by the MM unit. The system provides instant hot water even after the unit has been emptied. Installation kits for cold water inlet with shut-off valve, hot water outlet with mixing valve, plate heat exchanger with pumps (TURBO MARINE SYSTEM) and custom-made piping for connecting multiple units fits directly onto the Maxi Marine series.

All configuration is available for customization. Inspection openings available on request.

ADVANTAGES

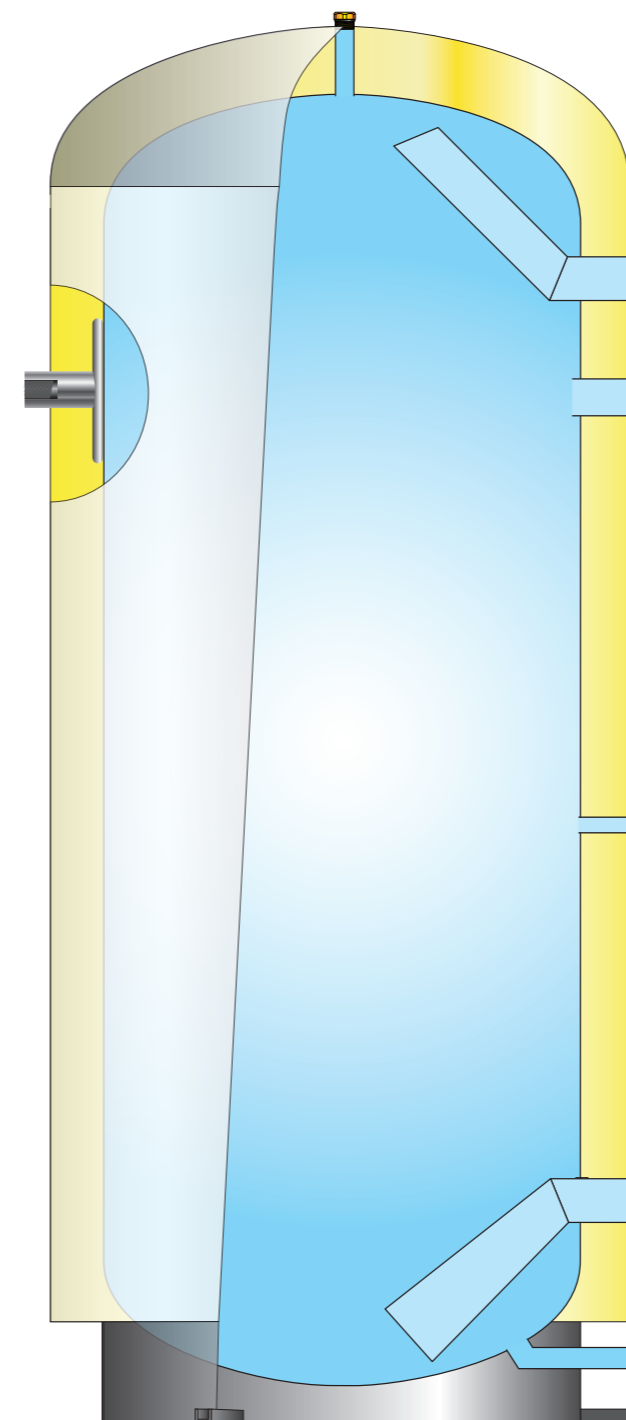
- Configurable to your needs
- Accumulator provides optimal working condition system
- 10 bar design pressure and high temperature water storage
- Class-leading corrosion resistance and long life expectancy
- Increase capacity with the TURBO MARINE SYSTEM heat exchanger (add-on)
- Flexible choice of energy source with TURBO MARINE SYSTEM (add-on)

TECHNICAL DATA

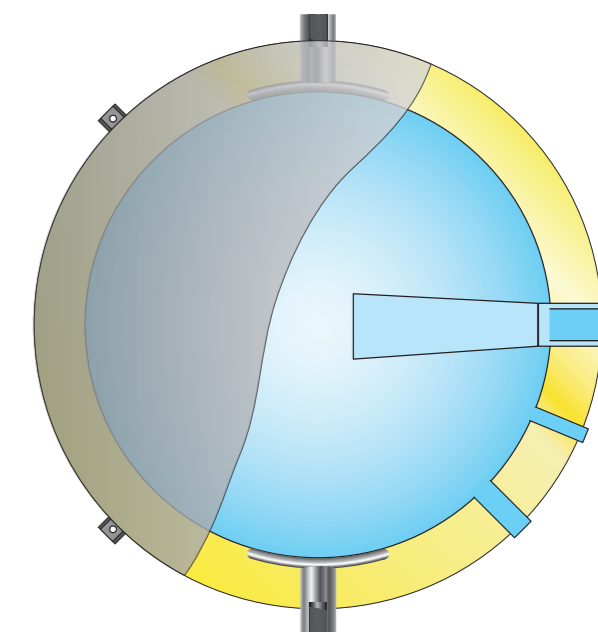
- Max operating pressure: 10 bar
- Max storage temperature: 90°C
- Standard volumes: 120 L - 15 000 L (Volumes can be customized upon request.)
- ISOFLEX insulation.

COMPONENTS

- Safety Temperature & pressure valve 10 bar / 99°C (discharge capacity 146kW)
 - Drain (see table on next page)
 - CW inlet/HW outlet (see table on next page)
 - Other connections (see table on next page)
 - Mixing valve & external heat exchanger: See separate marine add-ons
- Standard components shown. All components are open to customer specifications.



Maxi Marine MM 600 - side view



Maxi Marine MM 600 - top view

| Tank volume | Drain size | CW inlet & HW outlet | Safety equipment | Other connections |
|-----------------|-------------|----------------------|-------------------------------|-------------------------------------------------------------------------------------|
| 120 L | 1" male BSP | 1 ½" female BSP | T&P valve 10 bar / 99 °C - 1" | Hotwater circ. 1" female BSP Temp. Sensor: ½" female BSP |
| 200 - 400 L | 1" male BSP | 1 ½" female BSP | T&P valve 10 bar / 99 °C - 1" | Hotwater circ. 1" female BSP Temp. Sensor: ½" female BSP |
| 600 - 1000 L | 1" male BSP | 1 ½" female BSP | T&P valve 10 bar / 99 °C - 1" | Hotwater circ. 1" female BSP Temp. Sensor: ½" female BSP |
| 1500 - 15 000 L | 1" male BSP | 2" female BSP | T&P valve 10 bar / 99 °C - 1" | Hotwater circ. 1" female BSP Temp. Sensor: ½" female Air vent.: ½" female BSP |
| | | | | |

MAXI MARINE ELECTRIC - MME

Unbeatable performance and lifetime economy



Maxi Marine Electric – is suitable for most marine hot water applications, and is heated either with the integrated electric INCOTEC immersion heaters, or via an external energy source and the TURBO MARINE SYSTEM with plate heat exchanger (optional capacity) and double sets of pumps for extra operational safety. The electric immersion heaters has customizable effect between 5-250kW, 230-690V.

The MME is equipped with thermostats adjustable from 40-70°C as standard. Thermostats 60-90°C is available as option. Please note that if 60-90°C thermostats are fitted the safety valve capacity must be recalculated to safeguard the higher energy output. Always ensure that the safety valve capacity is sufficient for the total energy output of the fitted heat source configuration.

All configuration is available for customization. Inspection openings available on request.

ADVANTAGES

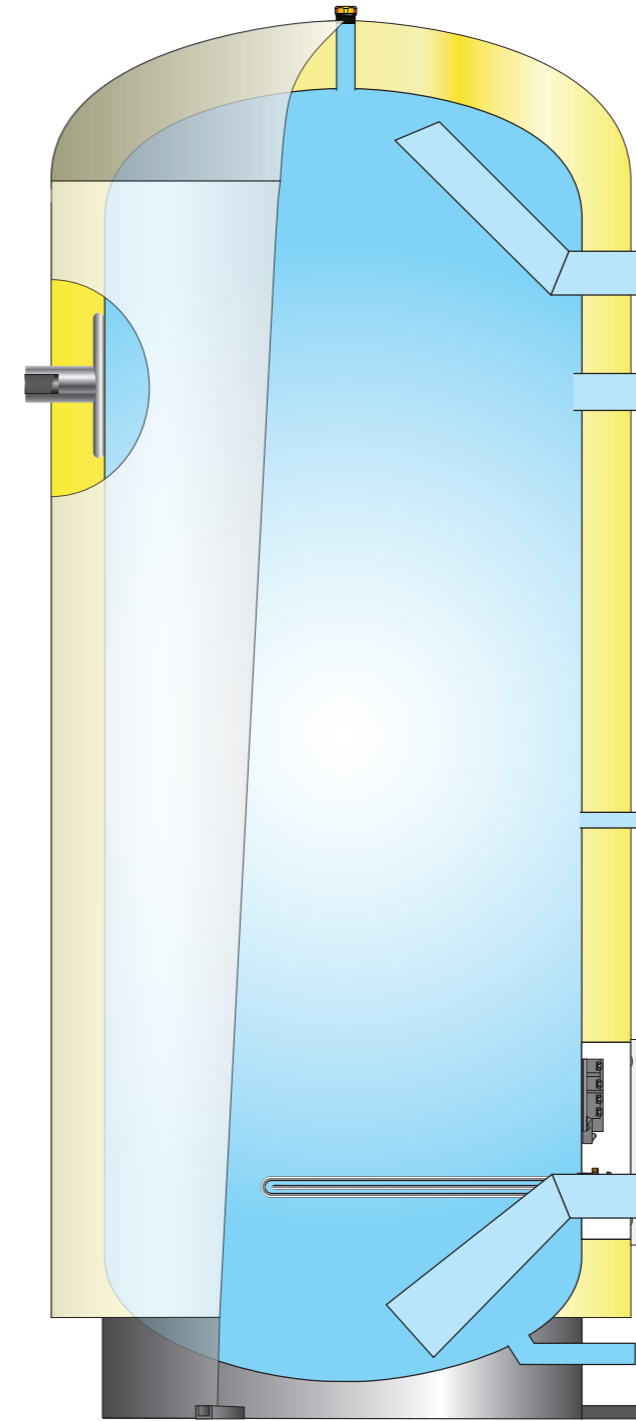
- Configurable to your needs
- Customizable electrical configuration (5-250 kW, 230-690V)
- 10 bar design pressure and high temperature water storage
- Class-leading corrosion resistance and long life expectancy
- Increase capacity with the TURBO MARINE SYSTEM heat exchanger (add-on)
- Flexible choice of energy source with TURBO MARINE SYSTEM (add-on)

TECHNICAL DATA

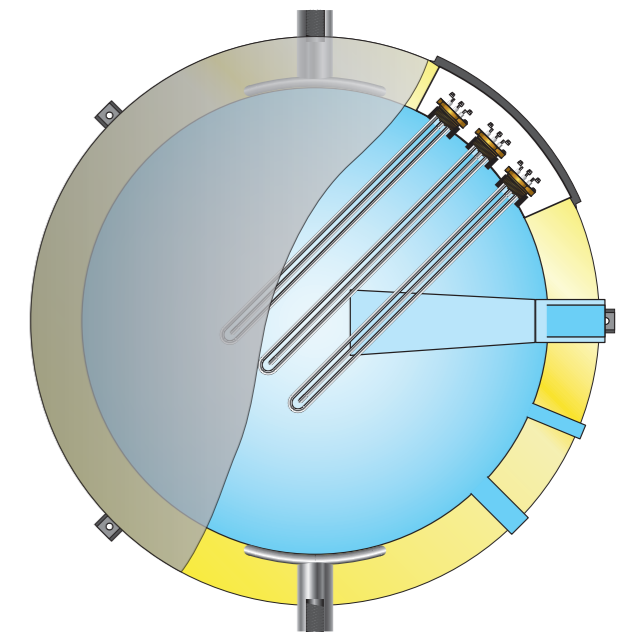
- Max operating pressure: 10 bar
- Max storage temperature: 90°C
- Standard volumes: 120 L - 15 000 L (Volumes can be customized upon request.)
- ISOFLEX insulation

COMPONENTS

- Safety Temperature & pressure valve 10 bar / 99°C (discharge capacity 146kW)
 - Thermostats: adjustable 40-70°C, preset 60°C
 - Heating elements: 3 x 5kW
 - Drain (see table on next page)
 - CW inlet/HW outlet (see table on next page)
 - Optional: Mixing valve & external heat exchanger: See separate marine add-ons on page 22
- Standard components shown. All components are open to customer specifications.



Maxi Marine MME 600 - side view



Maxi Marine MME 600 - top view

| Tank volume | Drain size | CW inlet & HW outlet | Electric Configuration | Safety equipment | Other connections |
|----------------|-------------|----------------------|-------------------------|------------------------------|-----------------------------------------------------------------------------------------|
| 120 L | 1" male BSP | 1 ½" female BSP | 3 x 5kW heating element | T&P valve 10 bar / 99°C - 1" | Hotwater circ. 1" female BSP Temp. Sensor: ½" female BSP |
| 200 - 400 L | 1" male BSP | 1 ½" female BSP | 3 x 5kW heating element | T&P valve 10 bar / 99°C - 1" | Hotwater circ. 1" female BSP Temp. Sensor: ½" female BSP |
| 600 - 1000 L | 1" male BSP | 1 ½" female BSP | 3 x 5KW heating element | T&P valve 10 bar / 99°C - 1" | Hotwater circ. 1" female BSP Temp. Sensor: ½" female |
| 1500 - 15000 L | 1" male BSP | 2" female BSP | 6 x 5kW heating element | T&P valve 10 bar / 99°C - 1" | Hotwater circ. 1" female BSP Temp. Sensor: ½" female BSP Air vent.: ½" female BSP |
| | | | | | |

MAXI MARINE COIL - MMC

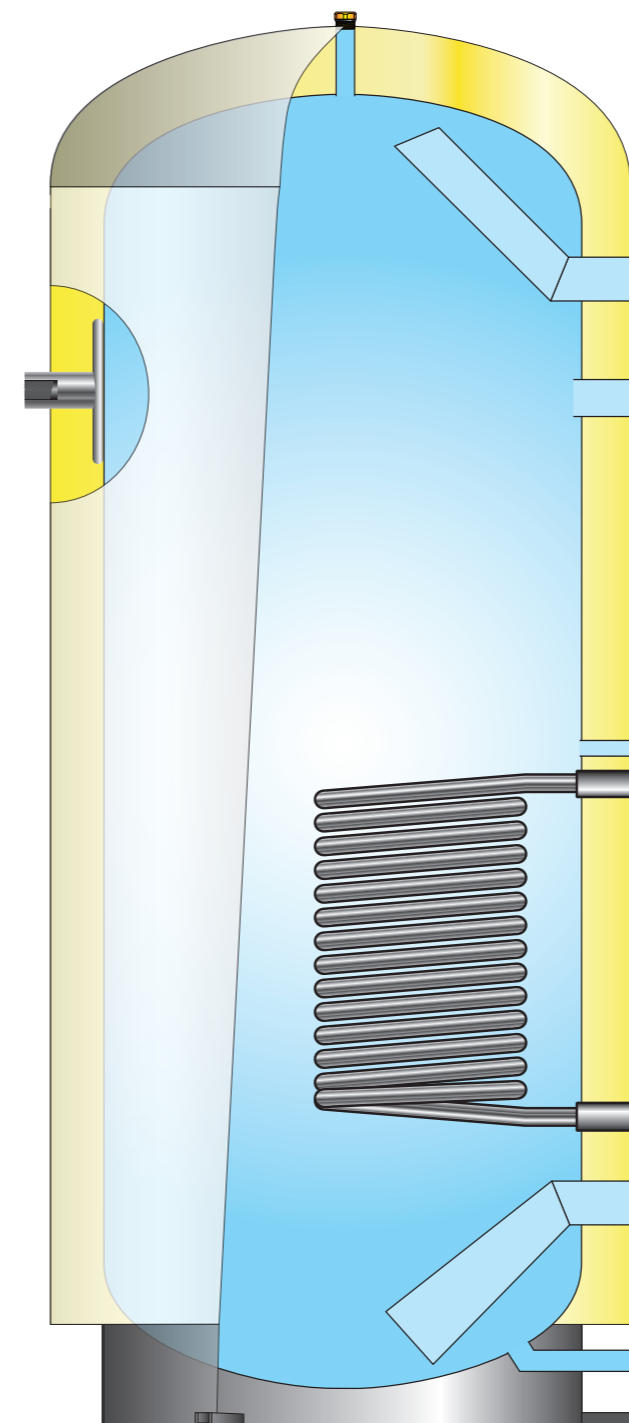
Hot water storage tank with internal heat exchanger coil



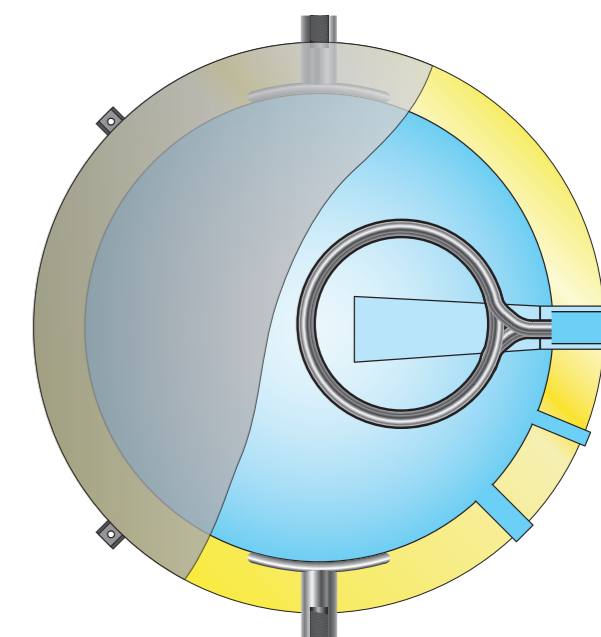
Maxi Marine Coil – MMC is able to supply most hot water requirements in marine installations. The MMC is fitted with a smooth surface, scale-resistant heating coil designed to efficiently supply hot water by utilising energy from an external heat source, such as surplus heat from the vessel engine cooling system.

Always ensure that the safety valve capacity is sufficient for the total energy output of the fitted heating coil.

All configuration is available for customization. Inspection openings available on request.



Maxi Marine MMC 600 - side view



Maxi Marine MMC 600 - top view

ADVANTAGES

- Configurable to your needs
- Customizable scale resistant internal coil heat exchanger
- 10 bar design pressure and high temperature water storage
- Class-leading corrosion resistance and long life expectancy
- Increase capacity with the TURBO MARINE SYSTEM heat exchanger (add-on)
- Flexible choice of energy source with TURBO MARINE SYSTEM (add-on)

TECHNICAL DATA

- Max operating pressure: 10 bar
- Max storage temperature: 90°C
- Standard volumes: 200 L - 15 000 L (Volumes can be customized upon request.)
- ISOFLEX insulation

COMPONENTS

- Safety Temperature & pressure valve 10 bar / 99°C (discharge capacity 146kW)
 - Scale resistant HEX coil
 - Drain (see table on next page)
 - CW inlet/HW outlet (see table on next page)
 - Optional: Mixing valve & external heat exchanger: See separate marine add-ons on page 22
- Standard components shown. All components are open to customer specifications.

| Tank volume | Drain size | CW inlet & HW outlet | Coil Size | Safety equipment | Other connections |
|----------------|-------------|----------------------|-----------------------------------|------------------------------|-----------------------------------------------------------------------------------------|
| 200 - 400 L | 1" male BSP | 1 ½" female BSP | 1 m ² tube HEX coil | T&P valve 10 bar / 99°C - 1" | Hotwater circ. 1" female BSP Temp. Sensor: ½" female BSP |
| 600 - 1000 L | 1" male BSP | 1 ½" female BSP | 1 m ² tube HEX coil | T&P valve 10 bar / 99°C - 1" | Hotwater circ. 1" female BSP Temp. Sensor: ½" female BSP |
| 1500 - 15000 L | 1" male BSP | 2" female BSP | 1.98 m ² tube HEX coil | T&P valve 10 bar / 99°C - 1" | Hotwater circ. 1" female BSP Temp. Sensor: ½" female BSP Air vent.: ½" female BSP |
| | | | | | |

MAXI MARINE COIL ELECTRIC - MMCE

Unbeatable performance and energy flexibility



Maxi Marine Coil Electric – MMCE is suitable for most marine hot water applications, and is heated either with the built-in smooth piped, scale-resistant heating coil, the integrated electric INCOTEC immersion heaters (configurable from 5–250 kW, 230-690V), or both in combination. This enables the use of an external energy source, such as surplus heat from the vessel engine cooling system.

The MMCE is equipped with thermostats adjustable from 40-70°C as standard. Thermostats 60-90°C is available as option. Please note that if 60-90°C thermostats are fitted the safety valve capacity must be recalculated to safeguard the higher energy output.

Always ensure that the safety valve capacity is sufficient for the total energy output of the electric elements and heating coil combined.

All configuration is available for customization. Inspection openings available on request.

ADVANTAGES

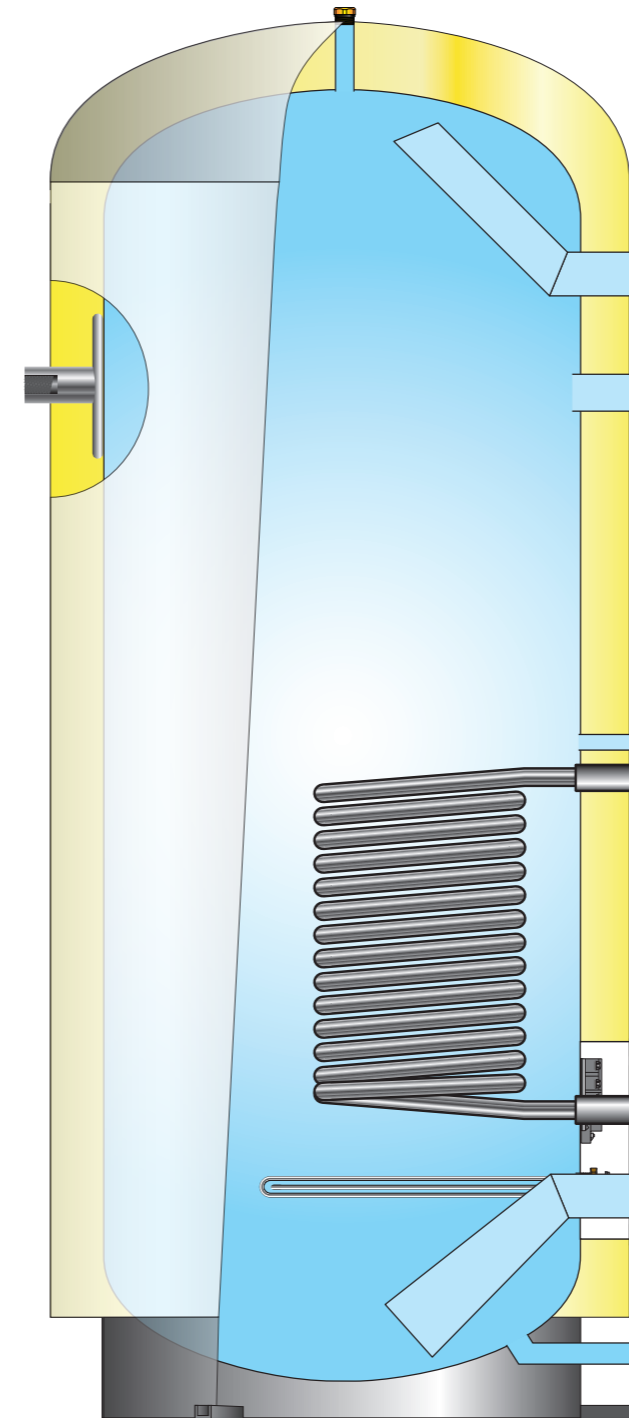
- Configurable to your needs
- Customizable electrical configuration (5–250 kW, 230–690 V)
- Customizable scale resistant internal coil heat exchanger
- 10 bar design pressure and high temperature water storage
- Class-leading corrosion resistance and long life expectancy
- Increase capacity with the TURBO MARINE SYSTEM heat exchanger (add-on)
- Flexible choice of energy source with TURBO MARINE SYSTEM (add-on)

TECHNICAL DATA

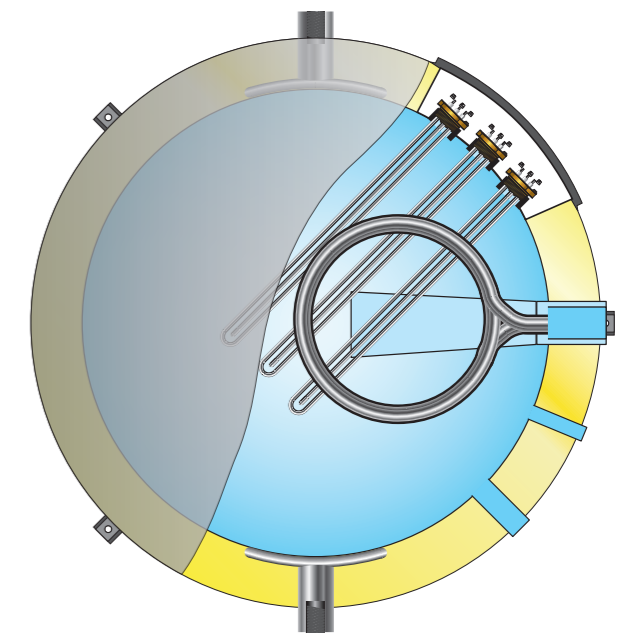
- Max operating pressure: 10 bar
- Max storage temperature: 90°C
- Standard volumes: 200 L - 15 000 L (Volumes can be customized upon request.)
- ISOFLEX insulation, Cellular rubber upon request

COMPONENTS

- Safety Temperature & pressure valve 10 bar / 99°C (discharge capacity 146kW)
 - Thermostats: adjustable 40-70°C, preset 60°C
 - Heating elements: 3 x 5kW
 - Scale resistant HEX coil
 - Drain (see table on next page)
 - CW inlet/HW outlet (see table on next page)
 - Optional: Mixing valve & external heat exchanger: See separate marine add-ons on page 22
- Standard components shown. All components are open to customer specifications.



Maxi Marine MMCE 600 - side view



Maxi Marine MMCE 600 - top view

| Tank volume | Drain size | CW inlet & HW outlet | Electric Configuration | Coil Size | Safety equipment | Other connections |
|----------------|-------------|----------------------|-------------------------|-----------------------------------|------------------------------|-----------------------------------------------------------------------------------------|
| 200 - 400 L | 1" male BSP | 1 ½" female BSP | 3 x 5kW heating element | 1 m ² tube HEX coil | T&P valve 10 bar / 99°C - 1" | Hotwater circ. 1" female BSP Temp. Sensor: ½" female BSP |
| 600 - 1000 L | 1" male BSP | 1 ½" female BSP | 3 x 5KW heating element | 1 m ² tube HEX coil | T&P valve 10 bar / 99°C - 1" | Hotwater circ. 1" female BSP Temp. Sensor: ½" female BSP |
| 1500 - 15000 L | 1" male BSP | 2" female BSP | 6 x 5kW heating element | 1.98 m ² tube HEX coil | T&P valve 10 bar / 99°C - 1" | Hotwater circ. 1" female BSP Temp. Sensor: ½" female BSP Air vent.: ½" female BSP |
| | | | | | | |

MAXI MARINE ACCU HEAT - MMA Heat

Stainless steel accumulator for hot water



Maxi Marine Accu Heat is an ideal hot water accumulator for any on-board heating and ventilation system.

Accumulating hot water ensures optimal working conditions for the energy source and provides a constant, stable temperature to the heating and ventilation system.

The MMA Heat is designed with flanged connections as standard, but all connections can be customer specified.

All configuration is available for customization. Inspection openings available on request.

ADVANTAGES

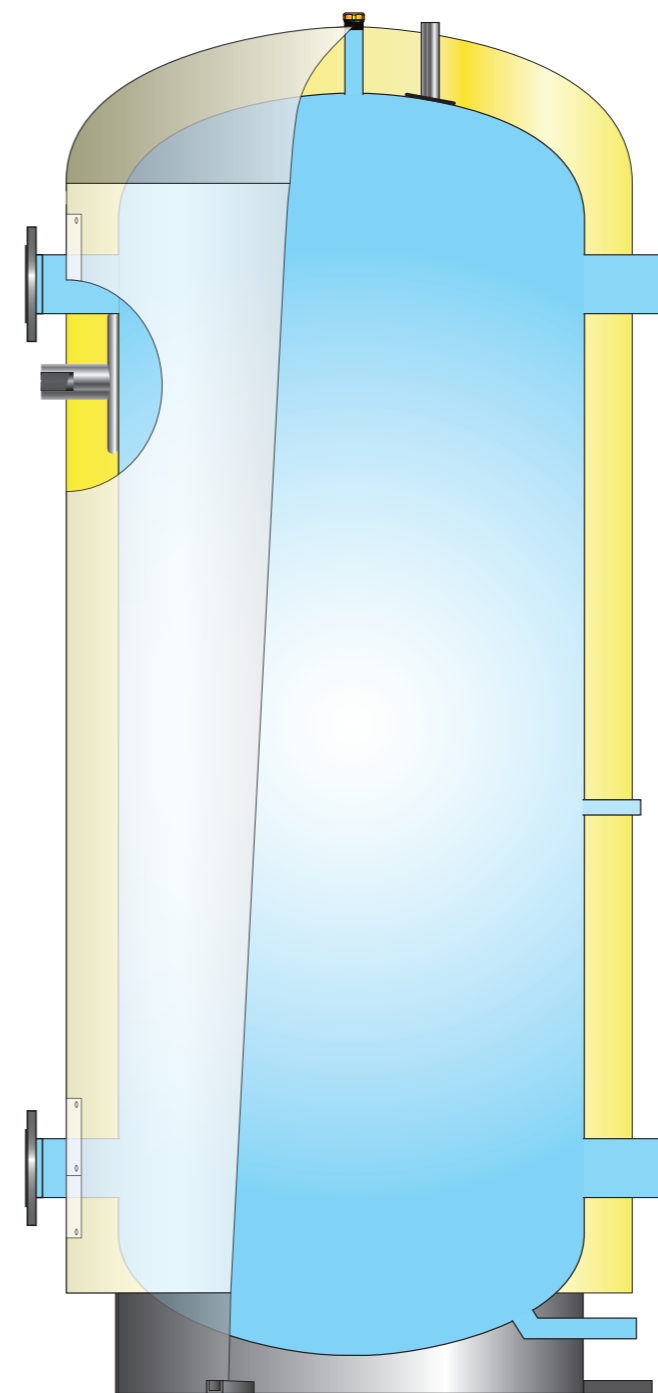
- Configurable to your needs
- Choose flow & return dimensions to suit your needs
- 10 bar design pressure and high temperature water storage
- Class-leading corrosion resistance and long life expectancy

TECHNICAL DATA

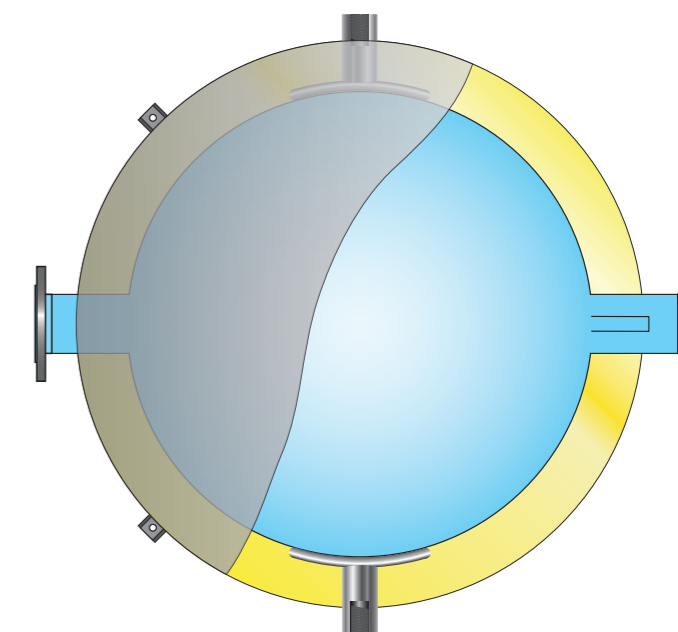
- Max operating pressure: 6 bar
- Max storage temperature: 80°C
- Standard volumes: 200 L - 15 000 L (Volumes can be customized upon request.)
- ISOFLEX insulation

COMPONENTS

- Safety Temperature & pressure valve 10 bar / 99°C (discharge capacity 146kW)
 - Drain (see table on next page)
 - Flow/return connections (see table on next page)
 - Other connections (see table on next page)
- Standard components shown. All components are open to customer specifications.



Maxi Marine Accu Heat MMA 600 - side view



Maxi Marine Accu Heat MMA 600 - top view

| Tank volume | CW inlet & HW outlet | Safety equipment | Other connections |
|----------------|----------------------|-------------------------------|---------------------------------------------------------|
| 200 - 400 L | 1 ½" female BSP | T&P valve 10 bar / 99 °C - 1" | Temp. Sensor: ½" female BSP Air vent.: 1" female BSP |
| 600 L | DN80 | T&P valve 10 bar / 99 °C - 1" | Temp. Sensor: ½" female BSP Air vent.: ½" female BSP |
| 1000 L | DN100 | T&P valve 10 bar / 99 °C - 1" | Temp. Sensor: ½" female BSP Air vent.: ½" female BSP |
| 1500 - 3000 L | DN 150 | T&P valve 10 bar / 99 °C - 1" | Temp. Sensor: ½" female BSP Air vent.: ½" female BSP |
| 5000 - 15000 L | DN 200 | T&P valve 10 bar / 99 °C - 1" | Temp. Sensor: ½" female BSP Air vent.: ½" female BSP |

MAXI MARINE ACCU COOL - MMA Cool

Stainless steel accumulator for cold water



Maxi Marine Accu Cool is an ideal cold water accumulator for use in any on-board cooling system.

Accumulating cold water ensures optimal working conditions for any room climate system working with refrigerating machines. The MMA Cool provides an optimal and stable temperature for the cooling system.

All configuration is available for customization. Inspection openings available on request.

ADVANTAGES

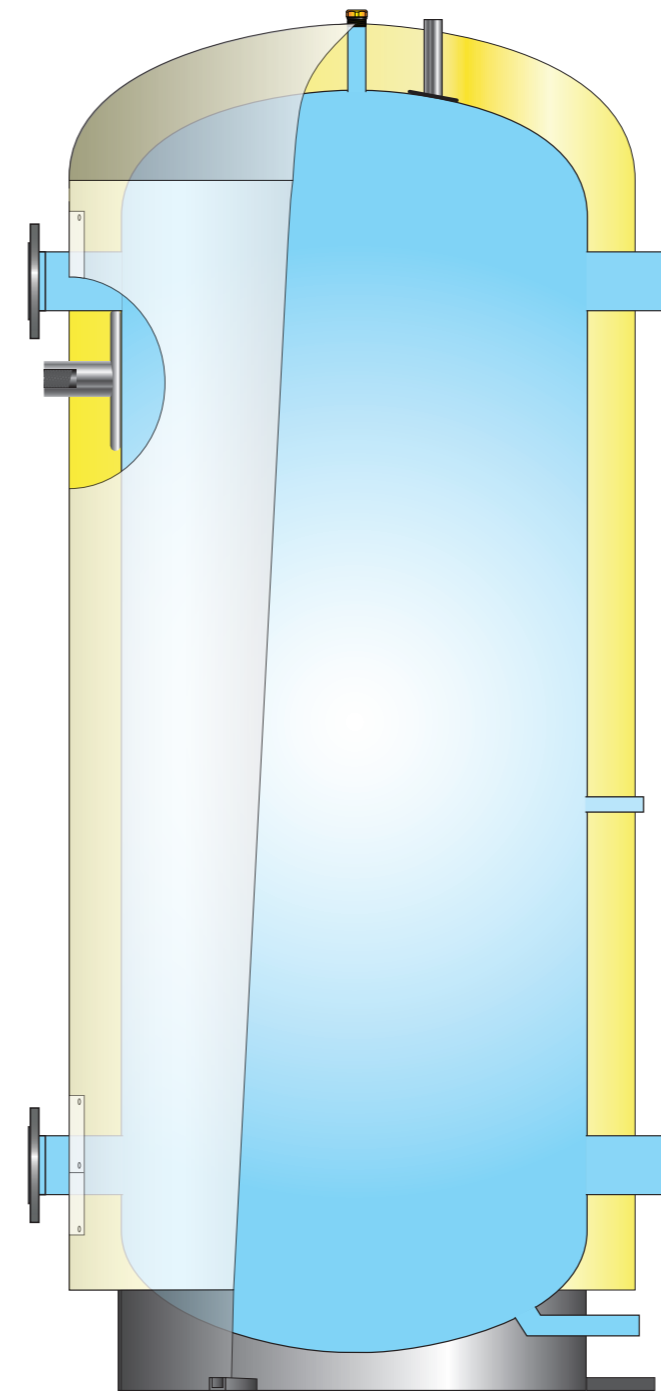
- Configurable to your needs
- Choose flow & return dimensions to suit your needs
- 10 bar design pressure
- Class-leading corrosion resistance and long life expectancy

TECHNICAL DATA

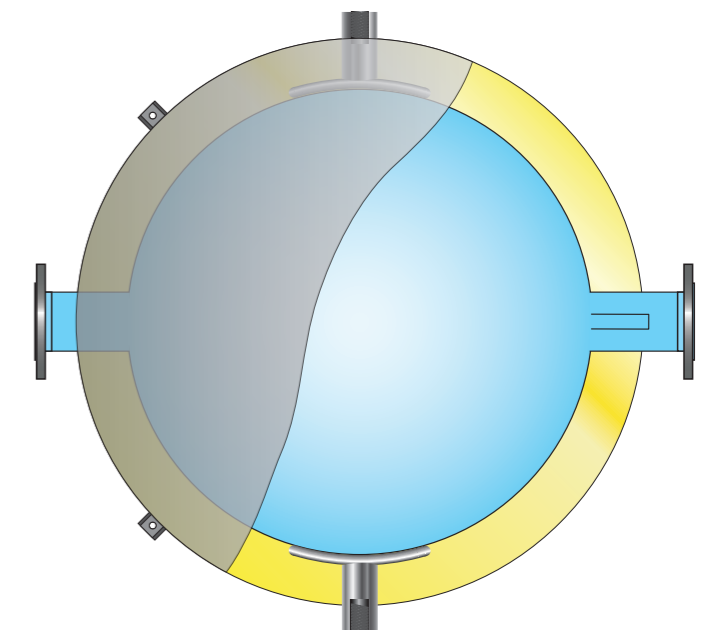
- Max operating pressure: 6 bar
- Lowest approved storage temperature: 4°C
- Standard volumes: 200 L - 15 000 L (Volumes can be customized upon request.)
- ISOFLEX insulation with diffusion seal, Cellular rubber upon request (recommended for lower temperatures)

COMPONENTS

- Safety Temperature & pressure valve 10 bar / 99°C (discharge capacity 146kW)
 - Drain (see table on next page)
 - Flow/return connections (see table on next page)
 - Other connections (see table on next page)
- Standard components shown. All components are open to customer specifications.



Maxi Marine Accu Heat MMA 600 - side view







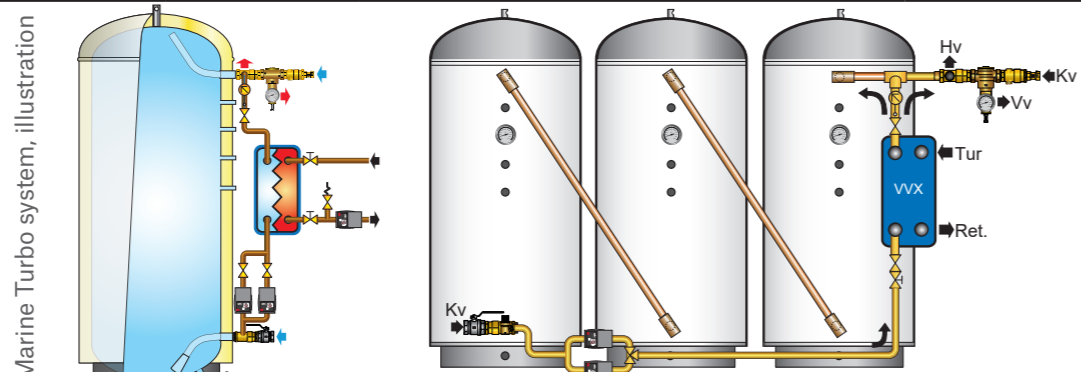


Maxi Marine Accu Heat MMA 600 - top view

| Tank volume | Drain size | CW inlet & HW outlet | Safety equipment | Other connections |
|----------------|-------------|----------------------|-------------------------------|-------------------------------------------------------------|
| 200 - 400 L | 1" male BSP | 1 1/2" female BSP | T&P valve 10 bar / 99 °C - 1" | Temp. Sensor: 1/2" female BSP Air vent.: 1" female BSP |
| 600 L | 1" male BSP | DN80 | T&P valve 10 bar / 99 °C - 1" | Temp. Sensor: 1/2" female BSP Air vent.: 1/2" female BSP |
| 1000 L | 1" male BSP | DN100 | T&P valve 10 bar / 99 °C - 1" | Temp. Sensor: 1/2" female BSP Air vent.: 1/2" female BSP |
| 1000 - 3000 L | 1" male BSP | DN 150 | T&P valve 10 bar / 99 °C - 1" | Temp. Sensor: 1/2" female BSP Air vent.: 1/2" female BSP |
| 5000 - 15000 L | 2" male BSP | DN 200 | T&P valve 10 bar / 99 °C - 1" | Temp. Sensor: 1/2" female BSP Air vent.: 1/2" female BSP |

MAXI MARINE SERIES

Optional equipment and components

| Product | Product no. | Product code | Description | Dimension |
|------------------------------------------------------------------------------------|-------------|----------------|----------------------------------------------------------------------------------------------------------------------------------|-------------------|
|  | 11001627 | KV 1" | Cold water inlet kit 3 l/s - Ø42-1 1/2" Mapress | 165x215x120 |
| | 11001628 | KV 1 1/2" | Cold water inlet kit 4 l/s - Ø42-1 1/2" Mapress | 165x245x200 |
| | 11001626 | KV 2" | Cold water inlet kit 6 l/s* | 310x380x200 |
| | | | *for use with non standard units with larger CW connection only. | |
|  | 11001620 | BS 3/4" | Mixing central 1.5 l/s - Ø42-1 1/2" Mapress | 370x170x100 |
| | 11001621 | BS 1" | Mixing central 2.5 l/s - Ø42-1 1/2" Mapress | 470x170x100 |
| | 11001622 | BS 1 1/2" | Mixing central 4 l/s - Ø42-1 1/2" Mapress | 475x230x110 |
| | | | Includes mixing valve adjustable 35-65°C, non return valves, thermometer, direct hot water and hot water circulation connections | |
|  | 11001629 | SR 300-400 | Collector pipe parallell - Ø42-1 1/2" Mapress | 100x620x60 |
| | 11001630 | SR 600 | Collector pipe parallell - Ø42-1 1/2" Mapress | 100x844x60 |
| | 11001631 | SR 1000 | Collector pipe parallell - Ø42-1 1/2" Mapress | 100x1150x60 |
| | 11001632 | SR-T | T-piece for Ø42-1 1/2" | 110x200x55 |
|  | 11001635 | SRS 300 | Collector pipe serial - Ø42-1 1/2" Mapress | 220x1330x60 |
| | 11001636 | SRS 400 & 1000 | Collector pipe serial - Ø42-1 1/2" Mapress | 220x1740x60 |
| | 11001637 | SRS 600 | Collector pipe serial - Ø42-1 1/2" Mapress | 190x1560x60 |
| | | | Suitable for OSO TURBO system and serial connection of up to six OSO units. | |
|  | Contact OSO | D 1.0 | 1.0 m² - for 200-400 l. products | 1" connection |
| | Contact OSO | D 1.0 | 1.0 m² - for 600-1000 l. products | 1" connection |
| | Contact OSO | D 4.0 | 4.0 m² - for 600 l. products | 1 1/4" connection |
| | Contact OSO | D 4.0 | 4.0 m² - for 1000 l. products | 1 1/4" connection |
| | Contact OSO | D 4.6 | 4.6 m² - for 1000 l. products | 1 1/4" connection |
| | Contact OSO | D 7.0 | 7.0 m² - for 1000 l. products | 1 1/4" connection |
| | Contact OSO | D 10.0 | 10.0 m² - for 1000 l. products | 1 1/4" connection |
|  | 11003256 | VX/LP 100 | Marine Turbo system kit 100 kW - dual pump | |
| | 11003257 | VX/LP 250 | Marine Turbo system kit 250 kW - dual pump | |
| | 11001603 | RS Turbo | Pipe & valve kit for VX/LP | |
| | | |  | |



50 YEARS OF ENVIRONMENTALISM

The 2nd. generation company owner in the Braathen family was an environmentalist at heart, and created what would become "The most environmentally friendly company in Scandinavia" (The SCANVAC award). After 50 years of con-

nous effort for the environment the Norwegian Government (GRIP) awarded OSO the «Glass Bear Award» for its efforts. Our goal remains the same - to have the smallest possible impact on Mother Nature.

WE REDUCE ENERGY USAGE

The global need for energy to supply an ever increasing population is one of the biggest challenges we are facing today. As a manufacturer of high quality water heaters we work on several

fronts to reduce energy usage in both companies and private homes. All our products are developed aiming towards the lowest energy usage possible.

OSO

World class hot water cylinders since 1932